

WMS 6th Grade Distance Learning Plan For 5/25/2020

No school on Monday, May 25th, so office hours will not be available on Friday.

Time	Monday	Tuesday	Wednesday	Thursday	Friday
9-9:55	Memorial Day	Teacher planning/prep time	Teacher planning/prep time	PLC	Teacher planning/prep time
10-10:55	No School	1st period instruction/activities	4th period instruction/activities	1st period check-in	4th period check-in
11-1		lunch break	lunch break	lunch break	lunch break
1-1:55	Today	2nd period instruction/activities	5th period instruction/activities	2nd period check-in	5th period check-in
2-2:55	May 25th	3rd period instruction/activities	6th period instruction/activities	3rd period check-in	6th period check-in

*** Do you need chromebook help? (360) 596-8530

Also, check the WMS page for other links/updates***

Do you need help getting into a ZOOM session? Scroll to the bottom of this document.

6th Grade

Week of May 25, 2020

Subject/Teacher	Learning Activities
English Language Arts (Arevalo)	Check Schoology for details. Assignment 1: Writing Wednesday
Social/Academics (Arevalo)	Check Schoology for details. Assignment 1: Writing Wednesday
English Language Arts (Gutierrez/Hacker/Montgomery)	Check Schoology for specific assignment details Assignment 1- <ol style="list-style-type: none"> Watch-Video lesson on writing an introduction and continuing work on commentary Fill Out- Video response form on Schoology

	<p>Assignment 2-</p> <p>1. Fill out- the boxes listed below on your pre-writing document (Schoology)</p> <ul style="list-style-type: none"> • Create a hook to get your reader interested. • Write background knowledge: Details to help the reader to understand the topic. • Finish writing commentary: Make sure it tells why the text evidence cited matters. <p><i>Be sure to look at the Resources document (Schoology) for additional support.</i></p> <p>Assignment 3- Choice reading (30 minutes) and complete Week 6 Check-In Survey.</p>
English Language Arts (Schofield)	<p>Zoom Class Meetings are on Wednesday and Friday This Week!</p> <p>Wednesday - Exploring Controversy (Graphic Organizer Exploring “Controversy” in Schoology)</p> <p>Friday - Understanding Claims (Penny Problem: Not Worth The Metal It’s Made Of - Springboard p. 175)</p> <p>Assignment - Create a claim about Pennies (Activity in Schoology)</p>
3rd Period Reading (Gutierrez)	<p>Read chapter 19 Finding Gobi (Schoology)</p> <p>Reach out to me if you need help or have questions about ELA assignments (thesis statement, topic sentences, or introduction)</p>
Math (Baranski)	<p><u>Please check Schoology updates and your school email daily.</u></p> <p>There is a weekly set of assignments posted in Schoology, though this week we will be using the same resources as last week. We will just be expanding on them. You do not need to use all the resources, select the ones that work best for you.</p> <p>Send any questions you have to my email at any time throughout the week.</p> <p><u>Tues/Wed:</u> Zoom Meetings according to the school schedule (Different invite codes this week, check schoology!!!!). This is the teaching meeting, where I will provide a lesson and example problems to get you going for the week. Be prepared to take notes and ask questions. 4th period will not have class Wednesday.</p> <p><u>Thurs/Fri:</u> Zoom Meetings according to the school schedule (Again, unique invite codes for this week!). Check-in meeting, I see this kind of being a “make up day,” where I can also answer questions about older quiz topics for those who need to catch up. Third period will not have class on Thursday. EXCEPTION: 4th period, for whom this will be their teaching lesson. No quiz this week.</p>
Math (Gallacher/Neal)	<p>Compacted: 1) Zoom meetings on Wednesday and Friday this week.</p> <p>2) How many solutions? Solving equations with 1, 0, or infinite numbers of solutions.</p> <p>3) Homework is assigned Monday (students may get a head-start on it if they choose), due Friday, 5/29 by midnight.</p> <p>7th Grade Math: 1) Zoom meetings on Tuesday and Thursday this week.</p> <p>2) Exploring cross sections, surface area and volume. What is a cross section? How can we find the surface</p>

	<p>area of right prisms? Is there a simple way to solve for surface area for any right prism? How to find the volume of prisms.</p> <p>3) Homework is assigned Monday (students may get a head-start on it if they choose), due Friday, 5/29 by midnight.</p>
Math (Montgomery)	<p>Zoom Meeting on Tuesday 5/26 -- Check Schoology for assignment details</p> <p>Assignment 1 - Integers Classkick</p> <p>Assignment 2- Complete Buzzmath Assignments</p> <p>Assignment 3- Weekly Reflection</p>
Math (Miss Chelsey)	<p>Check Schoology for assignment details and Zoom Options</p> <ul style="list-style-type: none"> • Assignment 1 - Revise Balancing Equations (Classkick) • Assignment 2 - Introduction to Integers (Classkick) • Assignment 3 - 30 to 45 minutes of Buzzmath (Fill out form on Schoology when you finish) • Assignment 4 - Weekly Reflection (Schoology) <p><i>Please SUBMIT assignments on Schoology when you've finished</i></p>
Math (Pong)	<p>6th Grade</p> <p>Math class Zoom Meeting:</p> <p>Period 4 (10 AM Wednesday 5/27 – Math class).</p> <p>Period 5 (1 PM Wednesday 5/27– Math class).</p> <p><u>No Zoom Check in this Friday 5/29 as I will be in 5th Grade Transition meetings- Check in via email if needed.</u> Separate links have been sent to your Google Calendar and Google email invite for each Zoom mtg. last Friday.</p> <p>Check your Google Classroom for Week of 5/26 math lesson / activities.</p> <p><u>50 mins. of ALEKS this week due Monday 6/1.</u></p>
Math (Viggers)	<p>Tuesday first period zoom math meeting will be at 10am. There will be 2 BuzzMath assignments and the only zoom meeting will be Tuesday. 3rd period zoom math will take place at 2pm. Same assignment at 1st period</p>
Math (Wright)	<p>1st & 2nd Period: Tues/ Thurs Zooms this week at regular times. Focus will be on determining number of solutions an equation has. Homework will be due on Friday.</p>
Science (Jarmon and Troyer)	<p>Investigation 5 Week 2 Science Notebook > posted to Schoology on Tues 5/26 submit by Sun 5/31</p>
Social Studies (Bond)	<p>Zoom meetings (attendance encouraged): Tues: pds 1&2, Wed - pds 3,4,5. No meetings Thurs/Fri.</p> <p>Assignments:</p> <p>1. NEWSELA article: "Trade Goods and Ideas, Travel the Silk Road Between Asia and Europe"</p> <p>Read the article and take the quiz - class code: (QMZK84).</p> <p>2. CBA - work on the Compare/Contrast section on your two groups (instruction on this during Zoom mtg).</p>

Social Studies (Jovanovic)	Tuesday/Wednesday: Student-led Instruction Zoom- “Choose Your Dynasty” poster project due. Try your best to attend! It will be a fun time of presenting posters and voting on dynasties!!! Thursday/Friday: No Zoom. Continue to work on your C.B.A. and reach out to me for help and/or questions.
Band (Allison)	Zoom Clubs on Thursday.. Pick a warm-up (Google Form) from Google Classroom list. Practice G Major Scale worksheet and Page 23 in the book. FlipGrid on Turkish March (Page 23) Check Tuesday Morning email.
Choir (Brown)	No Zoom. Harmonization Part 2 Assignment on Schoology and Sightreading Factory #3
Music & Movement (Brown)	No zoom. Foley Sound Story Assignment on Schoology
Orchestra (Sartori)	GoogleForm with: short survey, playalong video, and Flipgrid assignment based on D Pentatonic Scale! Optional Zoom rehearsal Tuesday, 5/26 @ 2:00pm. All details will be emailed Tuesday morning.
Art (Holstrom)	choice list
Health (Sembroski)	Continue working on Nutrition Brochure/Google Slides
Legos (Viggers)	no zoom meeting this week. Complete weekly tasks on gocoderz.com
PE (Fijolek)	6th PE: Check Schoology and Remind messages for updates. No Zoom meetings this week. Assignments: <ul style="list-style-type: none"> - Complete <i>at least</i> 3 activities or workouts from the Weekly Activities & Workouts List on Schoology. - Fill out and submit Weekly Activities & Workouts Form by midnight on Sunday - Optional Extension: Complete the breathing/stress relief exercises post on Schoology
ELL Support (Wood/Murphy)	Join us for help with your class assignments! Check your email for the Zoom link.
Counselor Support (Cusack/Duerre)	We are available to support students and families with both academic and personal needs. Please feel free to reachout, we would be happy to help. Mrs. Cusack (last names A-Le) tcusack@osd.wednet.edu Mrs. Duerre (last names Li-Z) sduerre@osd.wednet.edu
Library (Mathis)	<ul style="list-style-type: none"> • Tell others what you’re reading during our time at home: Click Here • Out of reading material? Check out an Audiobook or eBook from the Timberland Regional Library: • Join my Schoology Course “Bulldogs Love to Read” using the code RR82-WVBZ-ZCD9D to join other

	WMS students as we talk about books and community events
--	--

- | | |
|--|---|
| | <ul style="list-style-type: none">• Sign up for Timberland Regional Library's "Spring Into Reading" program that runs through May 31. Track your reading take activity challenges, receive book recommendations |
|--|---|

3 Ways to connect to an OSD ZOOM session

Tips:

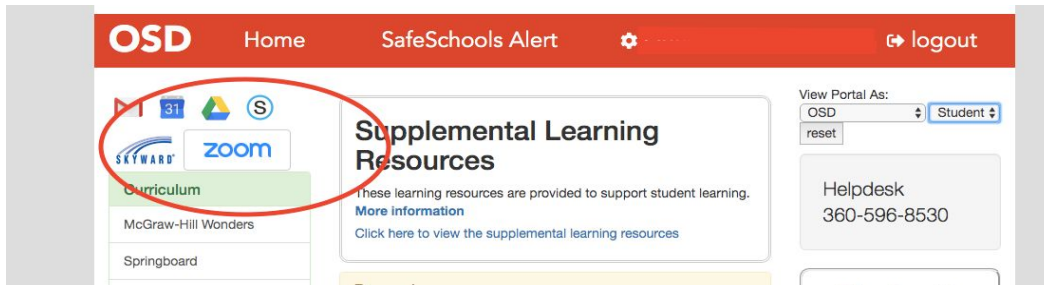
- Make sure you are joining the meeting for the correct day. Each day has a different code and password.
- Make sure there is a ZOOM meeting with that teacher at that time.
- Make sure you are logged into your school account on your Chromebook.

Steps to join ZOOM using the link:

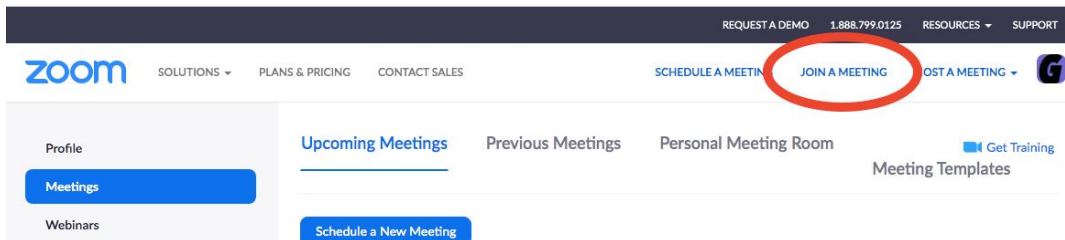
1. Click on the link or copy/paste it into a browser.
2. Wait for the teacher to admit you from the waiting room

Steps to join ZOOM using the Meeting ID/Password:

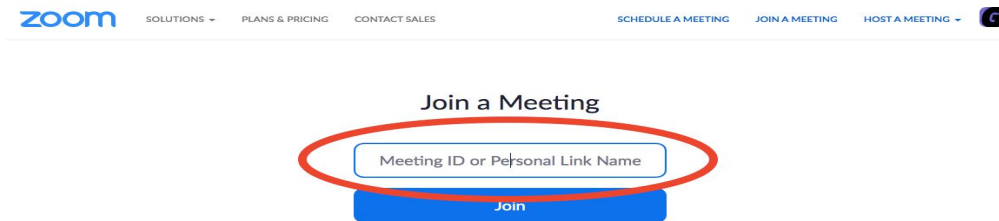
1. Go to the OSD Portal and click on the ZOOM button at the top left.



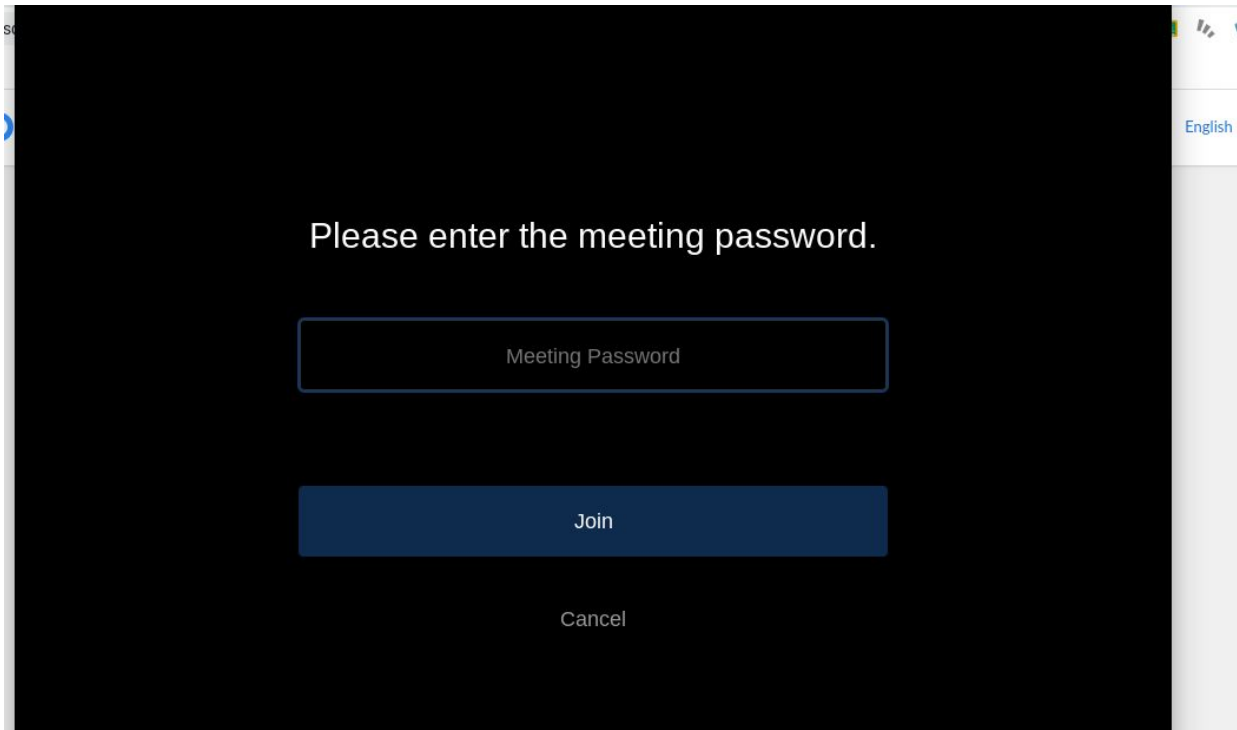
2. Choose Join a Meeting near the top right.



3. Enter the Meeting ID.




4. Enter the password and wait for the teacher to admit you from the waiting room.

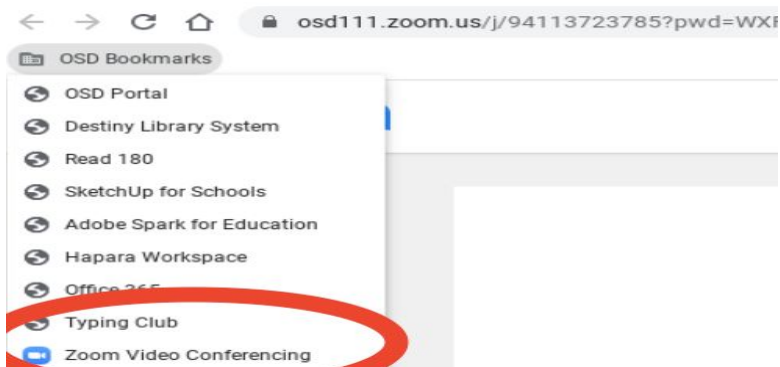


Steps to join ZOOM using the OSD Bookmark with a Chromebook:

1. Open a new tab on your Chromebook and click on OSD Bookmarks.



2. Click on Zoom Video Conferencing



3. Enter the Meeting ID and wait for the teacher to admit you from the waiting room.

